



# Kentucky High School Athletic Association

2280 Executive Drive ° Lexington, KY 40505 ° www.khsaa.org ° (859)299-5472 (859)293-5999 (fax)

To: Superintendent, Principal, and Athletic Director

From: Brigid L. DeVries, Commissioner  
Larry Boucher, Assistant Commissioner *LB*

Date: August 25, 2003


Subject: 2002-2003 Annual Report Forms Submission

School: Madisonville-North Hopkins High School

Enclosed please find a copy of Form T-65, The 2002-2003 Annual Report Forms Checklist. In addition, you may find an attachment with corrected copies of the forms submitted by your school personnel. Please review this information so the forms can be completed accurately in the future. Also, KHSAA Audit Staff may have requested a re-submission of some of the 2002-2003 Annual Report Forms or need additional information on your athletic programs. Please submit this information by the date requested if this is applicable. Copies and all KHSAA Title IX documents must be kept current and included in your permanent Title IX File at the school. All documents are subject to Open Records Requests.

Should you need any further information, please do not hesitate to call anytime.





**MEMORANDUM**

TO: KHSAA Member School Superintendents, Principals, and Athletic Directors

FROM: Brigid L. DeVries, Commissioner  
Larry Boucher, Executive Assistant Commissioner *LB*

DATE: July 28, 2003

RE: 2003 Title IX Forms Submission

School	Madisonville-North Hopkins	Reviewed by	Fran Edwards
--------	----------------------------	-------------	--------------

The following is a status report regarding the required 2002 - 2003 Title IX submission of forms due in to the KHSAA office by April 15, 2003. Appropriate audit personnel have reviewed these forms and the following is a summary of this review.

I. Checklist of Forms properly submitted in a satisfactory manner:

✓	GE 19 (Annual Verification)	✓	T-35 (Budget Expenses)
✓	T-1 (Summary Program Chart 1)	✓	T-36 (Budget Expenses)
✓	T-2 (Summary Program Chart 2)	✓	T-41 (Checklist – Overall Interscholastic Program)
✓	T-3 (Summary Program Chart 3)	✓	T-60 (Corrective Action Plan)
✓	T-4 (Summary Program Chart 4)	✓	T-63 (Interscholastic Survey Results)

II. Status

A.	✓	2002 – 2003 Forms are satisfactory and no further information or action is necessary at this time.
B.		Errors have been noted with respect to the following forms and corrected copies are being returned to you for placement in your Title IX file to ensure proper submission in the future.
C.		The following forms were omitted and must be submitted by school representatives.
D.	✓	Other Recommendation and Comments: <ul style="list-style-type: none"> <li>Please complete the Opportunities portion of Form T-41 and place the corrected form in your school's permanent Title IX file.</li> </ul>



### 2002-2003 KENTUCKY HIGH SCHOOL ATHLETIC ASSOCIATION ANNUAL VERIFICATION OF TITLE IX PROCEDURES (To be submitted by April 15, 2003 along with other required forms)

The Madisonville North Hopkins High School, Madisonville, Kentucky  
(Name of High School) (City)

certifies to the Kentucky High School Athletic Association that the following is an accurate and true representation of the facts surrounding compliance with 20 U.S.C. Sections 1681-1688, et. Seq. (also known as Title IX)

**I certify the following provisions in accordance with records at the school contained in the permanent Title IX file, and to the best of my knowledge have completed the following tasks. (All boxes must be checked)**

- Established a gender equity committee at the high school. (list committee personnel and provide attachment if necessary)

Name	Address	Phone	Title
<u>see attachment</u>			

- Scheduled a minimum of three meetings during the 2002-2003 school year on the following dates:  
November 20, 2002 April 7, 2003 (officers)  
January 15, 2003  
February 18, 2003

- Designated the following person(s) as the Title IX coordinator for the school/district:  

<u>S. Gale Travis</u>	<u>Athletic Director</u>	<u>4515 Hanson Road</u>	<u>Madisonville</u>	<u>(270) 825-6017 x211</u>
<u>Patrick Courtney</u>	<u>Asst. Supt.</u>	<u>320 S. Seminary</u>	<u>Madisonville</u>	<u>(270) 825-6000 X 2421</u>
Name	Title	Address	Phone	Phone

- School personnel are continuing to make periodic reviews of the boys and girls athletics program reflected in the Corrective Action Plan.

- In addition to the above information, the above referenced school maintains a complete permanent file relative to Title IX records including copies of the self-assessment audit, all corrective action plans, and other related materials.

[Signature]  
Principal's Signature  
April 3 2003  
Date

[Signature]  
Superintendent Signature  
[Signature]  
School Board Chairpersons' Signature  
(Send original copy to KHSAA - Maintain duplicate in Title IX school folder)



JIM MARTIN  
PRINCIPAL

KATHY B. CUMMINS  
ASSISTANT PRINCIPAL

JANET H. McCLAIN  
ASSISTANT PRINCIPAL

GALE TRAVIS  
CERTIFIED ATHLETIC  
ADMINISTRATOR

PHILLIP NOEL  
STUDENT SERVICE  
COORDINATOR

# MADISONVILLE NORTH HOPKINS HIGH SCHOOL

EXCELLENCE BY CHOICE

4515 HANSON ROAD

MADISONVILLE, KENTUCKY 42431

PHONE: (270) 825-6017 / FAX: (270) 825-6045

**T.E.A.M.**

**Team Effort Achieves More**



CINDY DYE  
GUIDANCE COUNSELOR

ASHLEY L. SIEVERS  
GUIDANCE COUNSELOR

JEANNIE MAYES  
GUIDANCE COUNSELOR

KITTY DAVIS  
SCHOOL TO WORK  
COORDINATOR

## 2002-2003 GENDER EQUITY/TITLE IX COMMITTEE MEMBERS

Mike Quinn	Chair/Teacher/Coach	825-6017	824-9303
Scotty Vance	Vice Chair/Teacher/Coach	825-6017	825-1670
S. Gale Travis	Ath Director/Secretary	825-6017	322-0027
Connie Branson	Parent		825-3275
Johnette Brown	Teacher	825-6017	821-7682
Tim Bush	Teacher/Coach	825-6017	824-2266
James Davis	Teacher/Coach/Parent	825-6017	825-0802
Shelia Davis	Coach/Parent	825-6160	825-3041
Kim Hardesty	Teacher/Parent	825-6017	821-0900
Susan Hundley	Parent		825-0835
Darryl Patton	Teacher	825-6017	639-6295
Brenda Watson	Teacher	825-6017	825-9006
Jon Wells	Teacher	825-6017	249-0120

**2002-2003**  
**ACCOMMODATION OF INTERESTS AND ABILITIES**  
**SUMMARY PROGRAM CHART 1**

**Participation Opportunities Test One**

**SAMPLE FORM**

		Column 1	Column 2	Column 3	Column 4
	Program	Enrollment	Percentage of Total Enrollment	Number of Interscholastic Participants (double and triple count)	Percentage of Total Participation
Row 1	GIRLS	429	52.1%	96	36.5%
Row 2	BOYS	394	47.9%	167	63.5%
Row 3	Totals	823	100%	263	100%

Instructions:

\*Number of 8<sup>th</sup> grade students & below used in Column 4 calculations if applicable: \_\_\_\_\_

- 1) Determine the total number of girls enrolled, (place in Row 1, Column 1). Determine the total number of boys enrolled, (place in Row 2, Column 1).
- 2) Add the total number of girls and boys enrolled to determine total enrollment, (place in Row 3, Column 1).
- 3) Calculate the percentage of total enrollment that is female. (Divide Row 1, Column 1 by row 3, Column 1 and place in Row 1, Column 2.) Calculate the percentage of total enrollment that is male. (Divide Row 2, Column 1 by Row 3, Column 1 and place in Row 2, Column 2.) Note: Row 1, Column 2 plus Row 2, Column 2 should total 100%.
- 4) Ask the head coaches to review the most updated eligibility or squad lists for their teams. Ask coaches to confirm the names of those individuals who are on the team as of the first **date of competition**, and cross out the names of those who were cut from the team or quit the team prior to the first competitive event. Determine the total number of interscholastic athletics participants that are girls, (and place in Row 1, Column 3). In order to determine the total number of athletics participants, an individual should be counted each time he or she participates on a team. For example, if Jane Doe competes on the varsity volleyball team, the junior varsity volleyball team, the junior varsity basketball team, and the varsity softball team, she should be counted as four participants (**do not include club or intramural sports participants, cheerleaders, dance teams or pom squads**). Calculate the same way for boys and girls. \* In addition, should 8<sup>th</sup> grade students and below play on a Freshman, Junior Varsity, or Varsity team, they should also be counted for each team and sport on which they participate. If applicable, please asterisk the above notation as to how many 8<sup>th</sup> grade students & below are included. Using the same procedure, determine the total number of interscholastic athletic participants that are boys, (and place in Row 2, Column 3. Add Row 1, Column 3 plus Row 2, Column 3 to get total participants and place in Row 3, Column 3).
- 5) Calculate the percentage of female participation. (Row 1, Column 3 divided by Row 3, Column 3 and place in Row 1, Column 4.) Calculate the percentage of male participation. (Row 2, Column 3 divided by Row 3, Column 3 and place in Row 2, Column 4.) Note: Row 1, Column 4 plus Row 2, Column 4 should total 100%.

Note: While being within three percent is not a formal compliance standard; if the percent listed in Row 1, Column 4 is within 3% of Row 1, Column 2, then it provides a good target within which compliance is likely.

Principal's Signature: \_\_\_\_\_ Date: 04/30/03

2002-2003  
**ACCOMMODATION OF INTERESTS AND ABILITIES**  
**SUMMARY PROGRAM CHART 1**

KHSAA  
 Form T1  
 Rev. 9/02

**Participation Opportunities Test One**

		(Column 1)	(Column 2)	(Column 3)	(Column 4)
	Program	Enrollment	Percentage of Total Enrollment	Number of Interscholastic Participants (double and triple count)	Percentage of Total Participation
Row 1	<b>GIRLS</b>	548	50	214	40
Row 2	<b>BOYS</b>	548	50	326	60
Row 3	<b>Totals</b>	1096	<b>100%</b>	540	<b>100%</b>

Instructions:

\*Number of 8<sup>th</sup> grade students & below used in Column 4 calculations if applicable: 30 boys      29 girls = 59

- 1) Determine the total number of girls enrolled, (place in Row 1, Column 1). Determine the total number of boys enrolled, (place in Row 2, Column 1).
- 2) Add the total number of girls and boys enrolled to determine total enrollment, (place in Row 3, Column 1).
- 3) Calculate the percentage of total enrollment that is female. (Divide Row 1, Column 1 by row 3, Column 1 and place in Row 1, Column 2.) Calculate the percentage of total enrollment that is male. (Divide Row 2, Column 1 by Row 3, Column 1 and place in Row 2, Column 2.) Note: Row 1, Column 2 plus Row 2, Column 2 should total 100%.
- 4) Ask the head coaches to review the most updated eligibility or squad lists for their teams. Ask coaches to confirm the names of those individuals who are on the team as of the first **date of competition**, and cross out the names of those who were cut from the team or quit the team prior to the first competitive event. Determine the total number of interscholastic athletics participants that are girls, (and place in Row 1, Column 3). In order to determine the total number of athletics participants, an individual should be counted each time he or she participates on a team. For example, if Jane Doe competes on the varsity volleyball team, the junior varsity volleyball team, the junior varsity basketball team, and the varsity softball team, she should be counted as four participants (**do not include club or intramural sports participants, cheerleaders, dance teams, or pom squads**). Calculate the same way for boys and girls. \* In addition, should 8<sup>th</sup> grade students and below play on a Freshman, Junior Varsity, or Varsity team, they should also be counted for each team and sport on which they participate. If applicable, please asterisk the above notation as to how many 8<sup>th</sup> grade students & below are included in the totals. Using the same procedure, determine the total number of interscholastic athletic participants that are boys, (and place in Row 2, Column 3). Add Row 1, Column 3 plus Row 2, Column 3 to get total participants and place in Row 3, Column 3.
- 5) Calculate the percentage of female participation. (Row 1, Column 3 divided by Row 3, Column 3 and place in Row 1, Column 4.) Calculate the percentage of male participation. (Row 2, Column 3 divided by Row 3, Column 3 and place in Row 2, Column 4.) Note: Row 1, Column 4 plus Row 2, Column 4 should total 100%.

Note: While being within three percent is not a formal compliance standard; if the percent listed in Row 1, Column 4 is within 3% of Row 1, Column 2, then it provides a good target within which compliance is likely.

Principal's Signature: \_\_\_\_\_

Date: April 3, 2003


**ACCOMMODATION OF INTERESTS AND ABILITIES  
SUMMARY PROGRAM CHART 2**

**Participation Opportunities Test Two**

			Column 1	Column 2	Column 3	Column 4	Column 5
Program			Number of Teams Currently Offered	Number of Participants	Number of Teams Added in Last Five Years	Number of Participants Added in Last Five Years	Percent of Total Participation By Sex Added in Last 5 Years
<b>GIRLS</b>	Row 1	varsity:	9	123	10	20	
	Row 2	j.v.:	4	58	1	11	
	Row 3	frosh:	1	23	0	0	
	Row 4	total:	14	214	0	31	14.4
<b>BOYS</b>	Row 5	varsity:	9	172	0	0	
	Row 6	j.v.:	4	99	0	0	
	Row 7	frosh:	2	55	0	0	
	Row 8	total:	15	326	0	0	0

- 1) For Column 1, list the number of interscholastic teams offered for girls and boys at each competitive level (varsity, junior varsity, and freshman). For girls, total each of the entries in Rows 1, 2, and 3 into Row 4. For boys, total Rows 5, 6, and 7 into Row 8.
- 2) For Column 2, list the number of participants at each level. For girls, total each of the entries in Rows 1, 2, and 3 into Row 4. For boys, total Rows 5, 6, and 7 into Row 8. **Note:** The totals in Row 4 for girls and in Row 8 for boys must be the same as the totals in Form T-1, Column 3, Rows 1 and 2 respectively.
- 3) For Column 3, list the number of interscholastic teams that have been added in the last five years at each competitive level. Count each team added during the 5 year period only one time. e.g. Girl's junior varsity soccer was added 3 years ago, count the team only once, not 3 times. For girls, total the entries in Rows 1, 2, and 3 into Row 4. For boys, total Rows 5, 6, and 7 into Row 8.
- 4) For Column 4, list the number of participants that are currently on each level of the teams that were added in the last five years. If a team was added previously but no longer exists, there are no current participants to be added for that team. For girls, total the entries in Rows 1, 2, and 3 into Row 4. For boys, total Rows 5, 6, and 7 into Row 8.
- 5) For Column 5, calculate the percentage of participants that have been added in the last five years. For girls, take the number in Column 4, Row 4 and divide by the number in Column 2, Row 4. For boys, take the number in Column 4, Row 8 and divide it by the number in Column 2, Row 8.

Note: If the percentage of current participants added in the last five years is 25% or greater, compliance with test two may be possible. If less than 25%, then compliance with test three should be analyzed. **CAUTION:** 25% is not a formal compliance standard.

Principal's Signature:  Date: April 3, 2003

**2002-2003**  
**ACCOMMODATION OF INTERESTS AND ABILITIES**  
**SUMMARY PROGRAM CHART 3**

**Participation Opportunities Test Three**

For any question answered "YES" identify the respective sport(s).

	GIRLS (Yes / No)		BOYS (Yes / No)
1. For a sport not currently played at the interscholastic level (varsity, junior varsity, or freshman) in your school, is there an intramural team offered for that sport?	no		no
2. For a sport <u>not</u> currently offered in your interscholastic athletics program, is there sufficient interest to form a viable interscholastic team based on participation on an intramural team or community recreation teams?	no		no
3. For a sport <u>not</u> currently offered, is there sufficient interest to form a viable interscholastic team based on student responses from the interscholastic survey?	no		no
4. For a sport currently offered at the varsity level only, is there sufficient interest to form a viable team for a junior varsity, or freshman team that is not currently offered?	no		no
5. For a sport currently offered at the junior varsity or freshman level is there sufficient interest to form a varsity team not currently offered?	no		no
6. If you answered YES to question (1), (2), (3), (4), or (5), are there enough high schools in your geographic area offering the sport (at the appropriate level) to allow for the development of a reasonable schedule of competition?	n/a		n/a

Principal's Signature: \_\_\_\_\_



Date: April 3, 2003



**2002-2003**  
**ACCOMODATION OF INTERESTS AND ABILITIES+**  
**SUMMARY PROGRAM CHART 4**

**Levels of Competition Test One**

		<b>Column 1</b>	<b>Column 2</b>	<b>Column 3</b>
<b>Girls</b>	<b>Team Levels</b>	<b>Number of Teams Currently Offered</b>	<b>Number of Participants</b>	<b>Percentage of Participants at Each Level</b>
<b>Row 1</b>	<b>varsity:</b>	9	133	62.1
<b>Row 2</b>	<b>j.v.:</b>	4	58	27.1
<b>Row 3</b>	<b>frosh:</b>	1	23	10.8
<b>Row 4</b>	<b>total:</b>		214	100%
<b>Boys</b>				
<b>Row 5</b>	<b>varsity:</b>	9	172	52.8
<b>Row 6</b>	<b>j.v.:</b>	4	99	30.4
<b>Row 7</b>	<b>frosh:</b>	2	55	16.8
<b>Row 8</b>	<b>total:</b>		326	100%

- 1) Column 1, list the number of interscholastic teams offered for girls and boys at each competitive level; varsity, junior varsity, and freshman. (Refer to Form T-2, Accommodation of Interests and Abilities, Summary Program Chart 2, Column 1.)
- 2) For Column 2, list the number of participants at each level. For girls, total the entries in Rows 1, 2, and 3 into Row 4. For boys, total the entries in Rows 5, 6, and 7 into Row 8. (Refer to Form T-2, Accommodation of Interests and Abilities, Summary Program Chart 2, Column 2.)
- 3) For Column 3, calculate the percentage of female and male participants at each level.
  - For girls' varsity, junior varsity, and frosh, respectively:
    - Divide Column 2, Row 1 by Column 2, Row 4, and place the percentage in Column 3, Row 1.
    - Divide Column 2, Row 2 by Column 2, Row 4, and place the percentage in Column 3, Row 2.
    - Divide Column 2, Row 3 by Column 2, Row 4, and place the percentage in Column 3, Row 3.
    -
  - For boys' varsity, junior varsity, and frosh, respectively:
    - Divide Column 2, Row 5 by Column 2, Row 8, and place the percentage in Column 3, Row 5.
    - Divide Column 2, Row 6 by Column 2, Row 8, and place the percentage in Column 3, Row 6.
    - Divide Column 2, Row 7 by Column 2, Row 8, and place the percentage in Column 3, Row 7.

Principal's Signature: \_\_\_\_\_

Date: April 3, 2003

*See attachments*


**2002-2003  
BUDGETED AND ACTUAL EXPENDITURES - PROGRAM COMPARISON CHART  
TO INCLUDE BOOSTER CLUB FUNDING**

	equipment and supplies		travel		awards		coaches' salaries (to include supplemental and extended employment)		facilities improvements		publications (if sport-specific)	
	B	E	B	E	B	E	B	E	B	E	B	E
G basketball			THE BOARD OF EDUCATION GAVE US \$7,000 FOR				SEE ATTACHMENT FOR BOARD INCREMENTS					
B basketball			TRAVEL BY SCHOOL BUS									
G softball												
B baseball												
G cross country												
B cross country												
G golf												
B golf												
G soccer												
B soccer												
G swimming												
B swimming												

1. Budget and expenditures on this 2002-2003 year report due by April 15, 2003, should reflect the total monies budgeted and spent for the entire year of 2001-2002 ending June 30, 2002.

2. "B" is for budgeted dollar amounts and "E" is for actual dollar expenditures.

3. Booster Club Funding/Contributions must be included in the expenditures total.

Principal's Signature:  Date: 04-03-03

*See attachments*

2002-2003

KHSAA  
Form 136  
REV. 10/02

**BUDGETED AND ACTUAL EXPENDITURES - PROGRAM COMPARISON CHART 2  
TO INCLUDE BOOSTER CLUB FUNDING**

Teams	equipment and supplies		travel		awards		coaches' salaries (to include supplemental and extended employment)		facilities improvements		publications (if sport-specific)	
	B	E	B	E	B	E	B	E	B	E	B	E
G track												
B track												
G tennis												
B tennis												
G volleyball												
B wrestling												
G (list sport)												
B (football)												
G (list sport)												
B (list sport)												

THE BOARD OF EDUCATION  
GAVE US \$7 000 FOR  
TRAVEL BY SCHOOL BUS.

SEE ATTACHMENT FOR  
BOARD INCREMENTS.

1. Budget and expenditures on this 2002-2003 year report due by April 15, 2003, should reflect the total monies budgeted and spent for the entire year of 2001-2002 ending June 30, 2002.
2. "B" is for budgeted dollar amounts and "E" is for actual dollar expenditures.
3. Booster Club Funding/Contributions must be included in the expenditures total.



Principal's Signature:

Date: 040303

## 2001-2002 MNHHS ATHLETIC BUDGET

I.	Cash at beginning of fiscal year		11,000.00
II.	Estimated income		43,500.00
	A. Baseball (gate)		1,200.00
	B. Basketball		20,000.00
	1. Gate	20,200.00	
	2. Reserved Seats	1,800.00	
	C. Football		18,000.00
	1. Gate	12,500.00	
	2. Reserved Seats	3,500.00	
	D. Soccer (gate)		3,500.00
	E. Softball (gate)		300.00
	F. Volleyball (gate)		500.00
	TOTAL		54,500.00
III.	Estimated Expenses -- Athletic Trainer		4,400.00
IV.	Estimated Expenses -- Basketball (B&G)		7,400.00
	A. Officials	4,200.00	
	B. Transportation	Board	
	C. Equipment & Supplies	2800.00	
	D. Other	400.00	
V.	Estimated Expenses -- Football		18,500.00
	A. Officials	2,500.00	
	B. Transportation	Board	
	C. Equipment & Supplies	10,000.00	
	D. Reconditioning	5,000.00	
	E. Other	1,000.00	
VI.	Estimated Expenses -- Powerlifting		1,300.00
	A. Transportation	Board	
	B. Entry Fees	300.00	
	C. Equipment & Supplies	800.00	
	D. Other	200.00	

VII.	Estimated Expenses -- Soccer (B&G)		4,600.00
	A. Officials	2,300.00	
	B. Transportation	Board	
	C. Equipment & Supplies	2,300.00	
	D. Other		
VIII.	Estimated Expenses -- Baseball		2,200.00
	A. Officials	1,800.00	
	B. Transportation	Board	
	C. Equipment & Supplies	400.00	
	D. Other		
IX.	Estimated Expenses -- Cheerleaders		600.00
	A. Transportation	300.00	
	B. Other	300.00	
X.	Estimated Expenses -- Dance		400.00
	A. Transportation	200.00	
	B. Other	200.00	
XI.	Estimated Expenses -- Cross Country (B&G)		900.00
	A. Transportation	Board	
	B. Entry Fees	700.00	
	C. Other	200.00	
XII.	Estimated Expenses -- Golf (B&G)		800.00
	A. Transportation	Van	
	B. Entry Fees	600.00	
	C. Other	200.00	
XIII.	Estimated Expenses -- Softball		2,000.00
	A. Officials	1,500.00	
	B. Transportation	Board	
	C. Equipment & Supplies	500.00	
	D. Other		
XIV.	Estimated Expenses -- Swimming (B&G)		800.00
	A. Transportation	Board	
	B. Entry Fees	100.00	
	C. Other	700.00	




XV.	Estimated Expenses -- Tennis (B&G)		600.00
	A. Transportation	300.00	
	B. Equipment & Supplies	150.00	
	C. Other	150.00	
XVI.	Estimated Expenses -- Track (B&G)		1,500.00
	A. Transportation	700.00	
	B. Equipment & Supplies	500.00	
	C. Entry Fees	300.00	
	D. Other		
XVII.	Estimated Expenses -- Volleyball		1000.00
	A. Officials	700.00	
	B. Transportation	Board	
	C. Equipment & Supplies	300.00	
XVIII.	Estimated Expenses -- General Athletics		7,500.00
	A. KHSAA		
	1. Dues	1,400.00	
	2. Handbooks, Calendars	250.00	
	B. Coaches' Cards	1000.00	
	C. WKC Dues, Plaques, Fees	800.00	
	D. Assigning Secretary Fees	600.00	
	E. Coaches' Education Classes	1700.00	
	F. Medical Symposium	150.00	
	G. Letters, Bars, Emblems	400.00	
	H. Printing (tickets, passes, programs)	250.00	
	I. AD Dues, Materials, Conferences	450.00	
	J. Miscellaneous	500.00	

\*\* Boys' teams and girls' teams receive equal shares \*\*

BOARD ALLOTMENT HAS BEEN \$7,500. THIS MONEY WILL BE DEDUCTED FROM THAT ACCOUNT AT THE BOARD OFFICE WHEN OUR ATHLETIC TEAMS ARE TRANSPORTED BY YELLOW BUS. AFTER THE \$7,500 ALLOTMENT IS GONE, THE REMAINING BUS BILLS WILL BE PAID FROM THE MNHHS ATHLETIC FUND.

  
 Lisa M. DiPasquale, Principal

  
 S. Gale Travis, CAA

Position	Extra Service	
+Athletic Director-- (2)	5,000.	+5 days extended emp.
Athletic Director-Middle School (4)	1,540.	+2 days extended emp.
Varsity Basketball (4)	5,000	+18 days extended emp.
Assistant Basketball (8)	3,300	
Middle School Basketball (8)	1,540	
Assistant Middle School Basketball (8)	880	
Varsity Football (2)	5,000	+18 days extended emp.
Summer Conditioning Coach (2)	2,600	
Assistant Football (12)	3,300	
Middle School Football - Head Coach (4)	1,540	
Middle School Football - Asst. Coach (8)	880	
Baseball - Head Coach (2)	3,300	
Assistant Baseball (2)	1,210	
Girls Softball (2)	3,300	
Asst. Girls Softball (2)	1,210	
Track -- Head (4)	2,200	
Assistant Track (4)	1,210	
Cross Country (4)	2,200	
Tennis (4)	1,650	
Golf (4)	1,650	
Swimming ( Boys & Girls ) 2)	2,200	
Assistant Swimming (Boys & Girls) (2)	1,210	
Head Soccer (Boys & Girls) (4)	3,000	+ 10 days extended emp.
Assistant Soccer (4)	1,500	
Power Lifting (2)	1,200	
Athletic Trainer (1)	4,400	+10 days extended emp.
Assistant Athletic Trainer (1)	3,806	+10 days extended emp.
High School Girls Volleyball (2)	1,500	
High School Head Band (2)	5,000	+18 days extended emp.
Asst. Band Director (4)	2,239	+10 days extended emp.
Jazz Band (2)	1,683	
***Choral Music Coach (11)	1,000	
****Academic Coach -- High School (2)	5,000	
**Kentucky Academic Assoc. -- Elem. and Mid. (15)	1,144	
*Agriculture (3)	1,275	
Annual Sponsor -- High School <i>only</i> (2)	1,000	
Debate Coach (2)	1,000	
Drama (2)	1,000	
Math Cluster Leaders (3)	1,000	
Writing Cluster Leaders (3)	1,000	
Speech (2)	1,000	
Dance Team Coach --Middle and High School (6)	1,000	
Girls Flag and Majorettes Sponsor <u>or</u> Guard Sponsor (2)	1,000	+5 days ext. per school
Cheerleader Coaches-- High School (6)	2,000	
Cheerleader Coaches --Middle School (4)	1,100	

\*NEW Agriculture Teachers shall not receive extra service days beginning with the 1993-94 school year.

\*\*School must belong to Kentucky Academic Association in order to receive extra service pay of \$1,040. The school must submit proof of membership and a schedule of competition(s) with the Superintendent's office.

\*\*\*Choral Music Coach will receive extra service pay by submitting performance verification (3 in + 3 out of school) to the Superintendent.

+ High School Athletic Director receives 5 additional extended employment days with completion of Certified Athletic Administrator certificate.

\*\*\*\*One day extended employment for participation in approved tournaments on days school is not in session. Not to exceed 5 (five) days. The extra service which the Board pays for assistant coaches may be divided among two or more coaches, however, no one is to receive more than the total increment as listed above for that position.

MMHHS Title 9 Extracurricula Financial Information

	Coaches Fund	BOE	School	Booster	Coaches Stipends	Total	Transportation
Football	507.94		24,474.39	29,230.00	28,600.00	82,812.33	1,364.44
Power Lifting					1,800.00	1,800.00	
Baseball	745.00		1,915.09	21,948.01	4,510.00	28,373.01	1,603.33
Softball			4,020.90	6,456.34	4,510.00	15,732.24	1,365.59
Basketball							
Basketball (B)	15,719.95		10,023.00	24,063.70	13,400.00	53,206.65	
Basketball (G)	2,033.70		2,895.01		13,400.00	18,328.71	
Cross Country							
Cross Country (B)			1,292.88			1,292.88	
Cross Country (G)					2,200.00	2,200.00	
Golf					2,200.00	2,200.00	
Golf (B)			465.00	3,646.07	1,650.00	5,763.07	
Golf (G)	189.50		1,009.75	608.09	1,650.00	3,458.34	
Soccer				15,121.92		15,121.92	
Soccer (B)	2,082.12		1,475.00		5,800.00	9,357.12	
Soccer (G)	3,258.00		3,907.00		5,800.00	12,865.00	
Swimming			1,226.05	2,166.25	3,410.00	6,822.30	
Swimming (B)							
Swimming (G)							
Tennis			423.90			423.90	
Tennis (B)			78.00		1,650.00	1,728.00	
Tennis (G)			78.00		1,650.00	1,728.00	
Track			977.48			977.48	849.31
Track (B)			656.00		3,410.00	4,066.00	
Track (G)			656.00		3,410.00	4,066.00	
Volleyball (G)					1,650.00	1,650.00	
Band				163,443.46	13,278.00	166,721.46	
Colorguard				7,793.21	1,000.00	8,793.21	
Winterguard				945.97		945.97	
Cheer	15,108.80			25,984.37	6,500.00	47,593.17	1,237.13
Dance				17,667.17	1,000.00	18,667.17	
Misc							
<b>Total</b>	<b>39,945.01</b>		<b>55,573.36</b>	<b>309,117.59</b>	<b>122,478.00</b>	<b>526,813.96</b>	<b>6,419.80</b>

MNHHS Title 9 Extracurricula Financial Information

	Building Loan		Forward		Projected Budget		Actual Ath Fund Proj Budget
	01-02	01-02	01-02	01-02	01-02	01-02	
Boys Boosters							
Football							
Power Lifting							
Baseball				18,329.59			1,300.00
Softball							2,200.00
Basketball							2,000.00
Basketball (B)							
Basketball (G)							
Cross Country							900.00
Cross Country (B)							
Cross Country (G)							
Golf							800.00
Golf (B)							
Golf (G)							
Soccer	4,824.88		30,375.64				4,600.00
Soccer (B)							
Soccer (G)							
Swimming							800.00
Swimming (B)							
Swimming (G)							
Tennis							600.00
Tennis (B)							
Tennis (G)							
Track							1,500.00
Track (B)							
Track (G)							
Volleyball (G)				41,278.05			
Band							3,462.50
Colorguard							41,278.05
Winterguard							8,203.28
Cheer				29,050.09			600.00
Dance							400.00
Misc							7,500.00
Total	4,824.88		200,760.57				41,700.00
							84,725.73





## 2002-2003 MNHHS ATHLETIC BUDGET

I.	Cash at beginning of fiscal year		5,600.00
II.	Estimated income		40,700.00
	A. Baseball (gate)		1,200.00
	B. Basketball		20,000.00
	1. Gate	18,200.00	
	2. Reserved Seats	1,800.00	
	C. Football		15,000.00
	1. Gate	12,000.00	
	2. Reserved Seats	3,000.00	
	D. Soccer (gate)		3,600.00
	E. Softball (gate)		300.00
	F. Volleyball (gate)		600.00
	TOTAL		46,300.00
III.	Estimated Expenses -- Athletic Trainer		4,300.00
IV.	Estimated Expenses -- Basketball (B&G)		6,600.00
	A. Officials	4,200.00	
	B. Transportation	Board	
	C. Equipment & Supplies	2,000.00	
	D. Other	400.00	
V.	Estimated Expenses -- Football		15,300.00
	A. Officials	2,500.00	
	B. Transportation	Board	
	C. Equipment & Supplies	8,200.00	
	D. Reconditioning	4,000.00	
	E. Other	600.00	
VI.	Estimated Expenses -- Powerlifting		1,000.00
	A. Transportation	Board	
	B. Entry Fees	300.00	
	C. Equipment & Supplies	300.00	
	D. Other	200.00	


VII.	Estimated Expenses -- Soccer (B&G)		4,600.00
	A. Officials	2,300.00	
	B. Transportation	Board	
	C. Equipment & Supplies	2,300.00	
	D. Other		
VIII.	Estimated Expenses -- Baseball		1,600.00
	A. Officials	1,350.00	
	B. Transportation	Board	
	C. Equipment & Supplies	250.00	
	D. Other		
IX.	Estimated Expenses -- Cheerleaders		600.00
	A. Transportation	300.00	
	B. Other	300.00	
X.	Estimated Expenses -- Dance		300.00
	A. Transportation	200.00	
	B. Other	100.00	
XI.	Estimated Expenses -- Cross Country (B&G)		700.00
	A. Transportation	Board	
	B. Entry Fees	600.00	
	C. Other	100.00	
XII.	Estimated Expenses -- Golf (B&G)		500.00
	A. Transportation	Van	
	B. Entry Fees	350.00	
	C. Other	150.00	
XIII.	Estimated Expenses -- Softball		1,600.00
	A. Officials	1,300.00	
	B. Transportation	Board	
	C. Equipment & Supplies	300.00	
	D. Other		
XIV.	Estimated Expenses -- Swimming (B&G)		400.00
	A. Transportation	Board	
	B. Entry Fees	200.00	
	C. Other	200.00	

XV.	Estimated Expenses -- Tennis (B&G)		300.00
	A. Transportation	150.00	
	B. Equipment & Supplies	150.00	
XVI.	Estimated Expenses -- Track (B&G)		800.00
	A. Transportation	Board	
	B. Equipment & Supplies	500.00	
	C. Entry Fees	300.00	
	D. Other		
XVII.	Estimated Expenses -- Volleyball		1200.00
	A. Officials	1000.00	
	B. Transportation	Board	
	C. Equipment & Supplies	200.00	
XVIII.	Estimated Expenses -- General Athletics		6,500.00
	A. KHSAA		
	1. Dues	1,400.00	
	2. Handbooks, Calendars	250.00	
	B. Coaches' Cards	1300.00	
	C. WKC Dues, Plaques, Fees	800.00	
	D. Assigning Secretary Fees	600.00	
	E. Coaches' Education Classes	1000.00	
	F. Letters, Bars, Emblems	400.00	
	G. Printing (tickets, passes, programs)	250.00	
	H. AD Dues, Materials, Conferences	300.00	
	I. Miscellaneous	200.00	

\*\* Boys' teams and girls' teams receive equal shares \*\*

BOARD ALLOTMENT FOR TRAVEL IS \$4,000. THIS MONEY WILL BE DEDUCTED FROM THAT ACCOUNT AT THE BOARD OFFICE WHEN OUR ATHLETIC TEAMS ARE TRANSPORTED BY YELLOW BUS. AFTER THE \$4,000 ALLOTMENT IS GONE, THE REMAINING BUS BILLS WILL BE PAID FROM THE MNHHS ATHLETIC FUND.

  
James C. Martin, Principal

  
S. Gale Travis, CAA

2002-03

Position	Extra Service Pay	Extended Days
Athletic Director - High School (2)	5,000.	5 days
Athletic Director - Middle School (4)	1,540.	2 days
Varsity Basketball (4)	5,000.	18 days
Assistant Basketball (8)	3,300.	
Middle School Basketball (8)	1,540.	
Assistant Middle School Basketball (8)	880.	
Varsity Football (2)	5,000.	18 days
Summer Conditioning Coach (2)	2,600.	
Assistant Football (12)	3,300.	
Middle School Football-Head (4)	1,540.	
Middle School Football-Assistant (8)	880.	
Baseball - Head (2)	3,300.	
Assistant Baseball (2)	1,210.	
Girls Softball (2)	3,300.	
Assistant Girls Softball (2)	1,210.	
Track - Head (4)	2,200.	
Assistant Track (4)	1,210.	
Cross Country (4)	2,200.	
Tennis (4)	1,650.	
Golf (4)	1,650.	
Swimming (Boys & Girls) (2)	2,200.	
Assistant Swimming (Boys & Girls) (2)	1,210.	
Soccer -Head (Boys & Girls) (4)	3,300.	10 days
Assistant Soccer (4)	1,500.	
Power Lifting (2)	1,200.	
Athletic Trainer (1)	4,400.	10 days
Assistant Athletic Trainer (1)	3,806.	10 days
High School Head Girls Volleyball (2)	1,650.	
High School Head Band (2)	5,000.	18 days
Asst. Band Director (4)	2,239.	10 days
Jazz Band (2)	1,683.	
**Choral Music (11)	1,000.	
***Academic Coach - High School (2)	5,000.	
**Kentucky Academic Assoc. -Elem/Mid. (15)	1,144.	
Agriculture (2)	1,275.	
Annual Sponsor - High School only (2)	1,000.	
Debate Coach (2)	1,000.	
Drama (2)	1,000.	
District Math Cluster Leaders (3)	1,000.	
District Writing Cluster Leaders (3)	1,000.	
Speech (2)	1,000.	
Dance Team Coach - Mid/High (6)	1,000.	
Girls Flag & Majorette or Guard Sponsor (2)	1,000.	
Cheerleader Coaches High School (8)	2,000.	5 days per school
Cheerleader Coaches Middle (4)	1,100.	
Science Olympiad High School (2)	1,200.	

NEW Agriculture Teachers shall not receive extra service beginning with the 1993-4 school year.  
 \*School must belong to KY Academic Assoc. and submit proof of membership/competitions schedule  
 \*\*Choral Music Coach will rec. pay by submitting performance verification (3 in+3 out) to superintendent.  
 +High School A.D. received 5 additional days with completion of Certified Athletic Administrator certificate.  
 \*\*\*\*One day extended employment for participation in approved tournaments on days school is not in session-not to exceed five days.  
 The extra service which the Board pays for assistant coaches may be divided among two or more coaches, however, no one is to receive more than the total increment as listed above for that position. All extended employment personnel must file calendar in Supt. office each year.


**2002-2003 KHSAA TITLE IX ATHLETICS AUDIT**

KHSAA  
Form T41  
Rev. 9/02

**Checklist - Overall Interscholastic Athletics Program**

Areas of Compliance	ADVANTAGE TO (Respond based on Internal Evaluation by checking the appropriate column.)		
	GIRLS' PROGRAM	BOYS' PROGRAM	NEITHER PROGRAM
<b>OPPORTUNITIES</b>			
Accommodation of Interest and Abilities			
<b>BENEFITS</b>	<b>GIRLS'</b> <b>PROGRAM</b>	<b>BOYS'</b> <b>PROGRAM</b>	<b>NEITHER</b> <b>PROGRAM</b>
Equipment and Supplies			x
Scheduling of Games and Practice Time			x
Travel and Per Diem Allowances			x
Coaching			x
Locker Rooms, Practice and Competitive Facilities		x	
Medical and Training Facilities and Services			x
Publicity			x
Support Services			x
Athletic Scholarships			x
Tutoring			n/a
Housing and Dining Facilities and Services			n/a
Recruitment of Student Athletes			n/a

Principal's Signature: \_\_\_\_\_



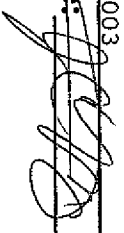
Date: April 3, 2003



MADISONVILLE-  
NORTH HOPEKINS

School Name: \_\_\_\_\_

School Year: 2002-2003

Principal's Signature: 

Date: 06-18-03

2002-2003

TITLE IX

**CORRECTIVE ACTION PLAN**

To complete this form, indicate the intended area which needs corrective action, the suggested change and time table for implement this form as needed. Please attach corrective action plans along with audit forms and submit by April 15, 2003.

ITEM FOR CORRECTION	SUGGESTED CHANGE	TIME TABLE FOR CORR
weight room for females	update the existing girls' weight room with new equipment that will work all parts of the female anatomy	completed with the exception of mirrors on the walls projected date Aug 2004
addition of new sanctioned sport	add volleyball	completed 2 years of JV & V competition and built interest in the program
physical facilities	auxiliary gym and additional training sites	girls' practice soccer field was used for the first time in fall of 2002
recognition of state award winners	the recommendation has been forwarded to the SBDM and Maroon Booster Council for input	ongoing

An explanation (status report) is needed for all areas identified previously as items for correction as well as all are identified as items for correction. This form shall be typed.

2002-2003 INTERSCHOLASTIC ATHLETICS STUDENT SURVEY

KHSAA  
Form T61  
Rev. 9/02

1. Is the School District offering the interscholastic sport(s) you want to play?

541 Yes 205+65+135+136

141 No, I want to play 38+9+38+56

277 I am not interested in athletics 43+31+65+138

2. During the **fall season**, which interscholastic sport would you like to play?

198 Football 88+23+39+48

188 Girls' Volleyball 76+21+47+44

47 Boys' Volleyball 22+2+11+12

41 Boys' Cross-Country 20+1+7+13

49 Girls' Cross-Country 29+4+5+11

34 Girls' Field Hockey 18+3+4+9

64 Boys' Golf 36+8+8+12

28 Girls' Golf 15+0+5+8

86 Boys' Soccer 33+7+10+36

80 Girls' Soccer 33+11+17+19

402 I would not participate 70+48+101+183

3. During the **winter season**, which interscholastic sport would you like to play?

163 Boys' Basketball 84+15+25+39

115 Girls' Basketball 59+19+16+21

46 Boys' Swimming & Diving 22+2+10+12

70 Girls' Swimming & Diving 32+5+10+23

98 Boys' Wrestling 36+12+18+32

110 Girls' Gymnastics 98+11+31+20

121 Boys' and Girls' Indoor Track 41+12+21+47

413 I would not participate 92+49+105+167

4. During the **spring season**, which interscholastic sport would you like to play?

102 Boys' Track 35+10+26+31

84 Girls' Track 32+18+12+22

100 Girls' Tennis 42+10+23+25

56 Boys' Tennis 23+3+6+24

90 Girls' Slow Pitch Softball 28+5+19+38

85 Girls' Fast Pitch Softball 41+9+16+19

120 Boys' Baseball 72+7+23+28

444 I would not participate 119+57+110+158

5. Do you participate in intramural sports? If you do, which sports(s)?

109 Yes 58+5+16+30 (We have no intramural sports in the county system.)

802 No 231+89+208+274

6. Which intramural sports, if any, would you like to see added?

\_\_\_\_\_

7. Do you participate in non-school sport activities? If you do, which sport(s)?

287 Yes 152+23+66+46

599 No 175+69+157+198

8. Are you currently participating in interscholastic athletics during any season?

341 Yes 116+40+66+119

340 No Why don't you participate in interscholastic athletics? 8+9+149+174

82 I prefer other activities such as band, chorus, etc. 0+10+23+49

127 I don't have time 0+23+32+72

37 The practice schedules and game times are inconvenient 0+8+16+13

37 The sport I like isn't offered 0+5+10+22

30 It's too expensive 0+2+13+15

18 I prefer to participate in club or intramural sports 0+4+4+10

78 Working 0+5+21+52

62 Other 0+9+30+23

9. Do you have any suggestions to encourage participation?

\_\_\_\_\_  
\_\_\_\_\_  
\_\_\_\_\_  
\_\_\_\_\_

10. Please list OTHER SPORTS you are interested in participating in and the sports season.

Sport

Season

_____	_____
_____	_____
_____	_____
_____	_____
_____	_____
_____	_____
_____	_____
_____	_____

Optional

Name: \_\_\_\_\_

Age: \_\_\_\_\_

Male: \_\_\_\_\_ Female \_\_\_\_\_

## 2002-2003 INTERSCHOLASTIC ATHLETICS SURVEY

### Summary of Student Responses

School Name: Madisonville North Hopkins High

School Enrollment: 1096

Date: 04-03-03

Completed By: S. Gale Travis, CAA

**Instructions:**

1. Summarize the Student Athletics Interest Surveys Form T-61 by listing the total number of responses on the line next to each sport.
2. Under the Other Category please provide a listing of the sports as well as the number of students who are interested in participating.
3. Please sign and date the Summary Form (T-63) and mail the Summary Form only to the KHSAA by April 15, 2003. Do not mail the student surveys (Form T-61). However, these Forms should be maintained in your files in the event they are requested subsequently.

1102 Number of Surveys

959 Total Returned

8-11 Grades Surveyed

How Was The Survey Administered? in advisory groups at high school; in homerooms in feeder schools  
(e.g. was it given in all English classes, or all home rooms, or advisee/advisor?)

**Fall Sports (List Total Number of Participation Responses)**

<u>49</u>	Cross Country (Girls)	29+4+5+11
<u>41</u>	Cross Country (Boys)	20+1+7+13
<u>34</u>	Field Hockey (Girls)	18+3+4+9
<u>198</u>	Football (Boys)	88+23+39+48
<u>28</u>	Golf (Girls)	15+0+5+8
<u>64</u>	Golf (Boys)	36+8+8+12
<u>80</u>	Soccer (Girls)	33+11+17+19
<u>86</u>	Soccer (Boys)	33+7+10+36
<u>188</u>	Volleyball (Girls)	76+21+47+44
<u>47</u>	Volleyball (Boys)	22+2+11+12

**Winter Sport (List Total Number of Participation Responses)**

<u>115</u>	Basketball (Girls)	59+19+16+21
<u>163</u>	Basketball (Boys)	84+15+25+39
<u>110</u>	Gymnastics (Girls)	98+11+31+20
<u>121</u>	Indoor Track (Girls)	41+12+21+47 (not specified on survey)
	Indoor Track (Boys)	
<u>70</u>	Swimming & Diving (Girls)	32+5+10+23
<u>46</u>	Swimming & Diving (Boys)	22+2+10+12
<u>98</u>	Wrestling (Boys)	36+12+18+32

Participation in Non-School Sports Activities  
(From Student Survey T-61 Question 7)

<u>Sport</u>	<u>Number</u>
<u>MANY OF OUR STUDENTS PREFER TO BE IN ACTIVITIES SUCH AS</u>	
<u>CHEERLEADING (BOTH COMPETITIVE &amp; SUPPORTIVE), DANCE (BOTH</u>	
<u>COMPETITIVE &amp; SUPPORTIVE), BAND (COMPETITIVE &amp; SUPPORTIVE),</u>	
<u>WINTERGUARD (COMPETITIVE), AND BAND (COMPETITIVE AND</u>	
<u>SUPPORTIVE). OTHERS PARTICIPATE IN SKATEBOARDING AND GYMNASTICS.</u>	
BOYS' SOCCER	16
BOYS' BASKETBALL	8
BOYS' SWIMMING	2
GIRLS' SWIMMING	2

Reasons for not participating in interscholastic athletics.  
(From Survey Question 8)

<u>Response</u>	<u>Number</u>
<u>82</u> I prefer other activities such as band, chorus, etc.	<u>0+9+149+174</u>
<u>127</u> I don't have time	<u>0+23+32+72</u>
<u>37</u> The practice schedules and game times are inconvenient	<u>0+8+16+13</u>
<u>37</u> The sport I like isn't offered	<u>0+5+10+22</u>
<u>30</u> It's too expensive	<u>0+2+13+15</u>
<u>18</u> I prefer to participate in club or intramural sports	<u>0+4+4+10</u>
<u>78</u> Working	<u>0+5+21+52</u>
<u>62</u> Other	<u>0+9+30+23</u>

Student Suggestions to encourage participation


HAVE MORE PEOPLE ON A TEAM

HAVE DROP-IN PRACTICES (to see if student is interested before playing)

LOWER COSTS

MAKE PRACTICE MORE FUN

GIVE REWARDS FOR PLAYING

  
Principal's Signature

April 3, 2003

Date



Spring Sport (List Total Number of Participation Responses)

120	Baseball (Boys)	62+7+23+28
85	Fast Pitch Softball (Girls)	41+19+16+19
90	Slow Pitch Softball (Girls)	28+5+19+38
100	Tennis (Girls)	42+10+23+25
84	Tennis (Boys)	32+18+12+22
84	Track (Girls)	32+18+12+22
102	Track (Boys)	35+10+26+31

Other Sports (From Student Survey T-61 Question 10)

Name of Sport	Number of Students Interested In Participating
<u>SOME STUDENTS DID NOT HAVE A CORRECT DEFINITION OF "SPORT" &amp; LISTED ACTIVITIES</u>	
<u>THERE WERE SPORADIC RESPONSES THAT INCLUDED: GIRLS' FOOTBALL, HOCKEY, WRESTLING,</u>	
<u>SKATEBOARDING, ERISEEE, KICKBOXING, MOTOCROSS.</u>	
_____	_____
_____	_____
_____	_____
_____	_____

Number of Students who participate in Intramural Sports.  
(From Student Survey T-61 Question 5)

Sport	Number
<u>N/A</u>	
<u>NEITHER OUR HIGH SCHOOL NOR OUR FEEDER SCHOOLS OFFER</u>	
<u>INTRAMURAL PROGRAMS. WE TRIED, UNSUCCESSFULLY, TO HAVE</u>	
<u>AN INTRAMURAL VOLLEYBALL LEAGUE AT OUR LOCAL YMCA (PRIOR</u>	
<u>TO OFFERING VOLLEYBALL AS A HIGH SCHOOL SPORT).</u>	
_____	_____

List Intramural Sports students are interested in adding:  
(From Student Survey T-61 Question 6)

Sport	Number
<u>MANY STUDENTS DO NOT KNOW THE DIFFERENCE BETWEEN A SPORT AND AN ACTIVITY.</u>	
<u>COMPETITION WITH CLUBS &amp; CLASSES DURING THE SCHOOL DAY.</u>	
<u>GIRLS' FOOTBALL</u>	_____
<u>VOLLEYBALL</u>	_____
_____	_____
_____	_____